





Discreet Fire 7 / Discreet Smoke 7 Learning Tools

Product Education

Updated November 23, 2005

Title	Availability & Pricing	Footage	Details	Summary
Tutorial Videos: Courseware Companion	Web FREE http://usa.autodesk.com/adsk/servlet/item?siteID=123112&id=5725846		<ul style="list-style-type: none"> • 3.5 hours video • Flash Player 7 (Win/Mac/Linux) • Japanese subtitles 	A typical timeline finishing project. Create a project, capture from tape using an EDL, and then finish with timeline effects and the DVE module. The videos correspond directly to the courseware lessons.
Tutorial Videos: The Experience	Web FREE http://usa.autodesk.com/adsk/servlet/item?siteID=123112&id=5725846		<ul style="list-style-type: none"> • 55 minutes video • Flash Player 7 (Win/Mac/Linux) • PDF (138 pp.) and setups archive for download (2.7GB) 	Timeline editing basics. Create a project, import images and audio, and lay down a baseline timeline. Users can view the movies and then download a setups archive containing the sources and a step-by-step PDF to do it themselves. Additional videos demonstrate more advanced timeline editing and effects features—step-by-step instructions not provided for these movies.
Master Series: Times Square—Bill Mastorakis	Web FREE http://usa.autodesk.com/adsk/servlet/item?siteID=123112&id=5725846		<ul style="list-style-type: none"> • 35 minutes video • Flash Player 7 (Win/Mac/Linux) 	Watch veteran Smoke user Bill Mastorakis present some of the advanced timeline techniques he used to create the WB11 Times Square promo. This spot is the same one featured in The Experience tutorial—but users get to see what kind of creative thinking went into the actual spot.
Courseware	E-Store <ul style="list-style-type: none"> • Manual: \$95.00 • Media: \$57.00 • Manual & Media: \$152.00 http://estore.autodesk.com		<ul style="list-style-type: none"> • PDF (422 pp.) • 6-min digibeta tape (NTSC/PAL versions) • Setups archive CD (NTSC/PAL versions) 	Designed for an instructor-led training session, the courseware provides 17 lessons that bring users through a typical timeline finishing project. The courseware materials include a workbook, a digibeta tape, and a setups archive. Depending on how the instructor paces the class, this is a 3-5 day training session. Users can purchase and complete this courseware independently—the Tutorial Videos on the web serve as a virtual instructor, demonstrating, step-by-step, each exercise in the book.

Questions? Please e-mail me.training@autodesk.com

Autodesk®

Media & Entertainment