

Learn About 3D Printing

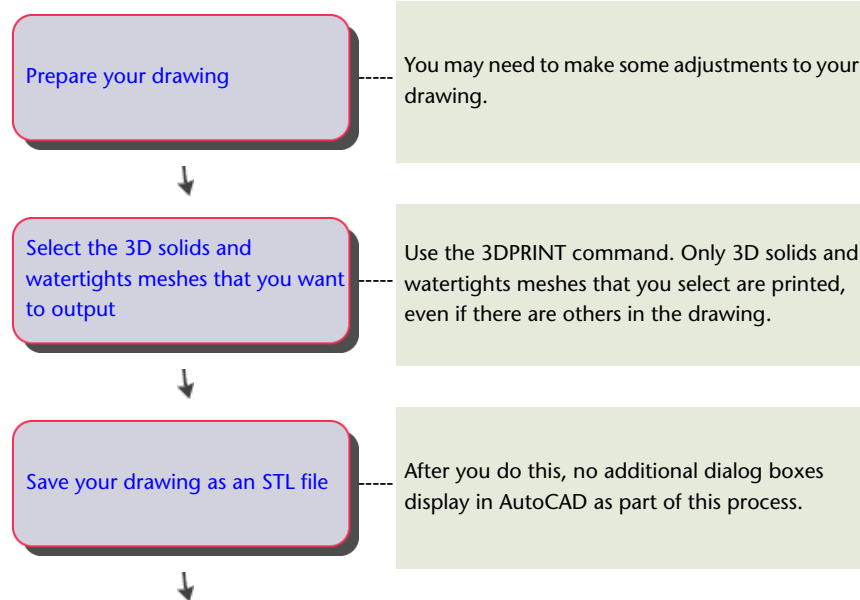
1

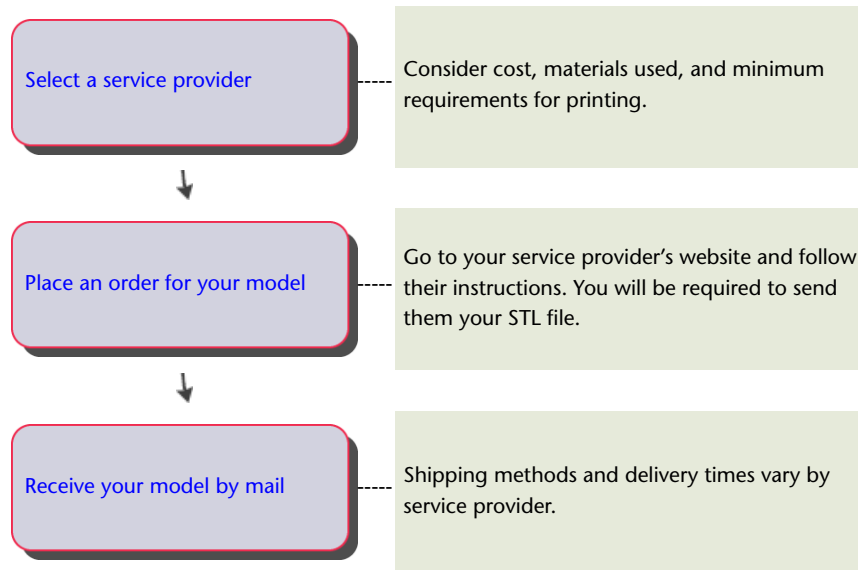
The 3D Printing Process

Using AutoCAD® 2010, you can obtain prototypes of models through approved 3D printing services.

Before you send your drawing to a service, there are several things that you must do. For example, you must select a service provider and, to ensure successful printing, you may need to make adjustments to your drawing.

Follow the steps outlined below.



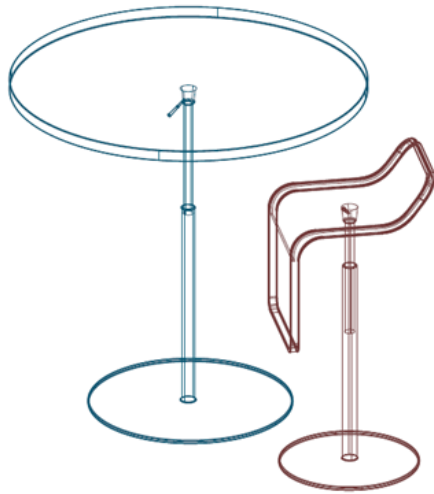


More Information

Prepare Your Drawing

Before you print your model, if necessary, make adjustments to your drawing.

For more information on what kinds of adjustments to make and why it may be necessary to make them, see the ***Tips For Optimizing Your Model*** file on the ***Autodesk 3D Printing website***.



Select Items to Print

Before you save your drawing as an STL file, you must select the items you want to print. In AutoCAD, use the 3DPRINT command. You can print 3D solids and watertight meshes.

Only 3D solids and watertight meshes that you select are printed, even if there are others in the drawing.

Save Your Drawing

Before you send your drawing to a service provider, you must save it as an STL file. Service providers require that your drawing be saved in this file format.

Select a Service Provider

Before you print your model, you must decide which 3D printing service you want to use. When you make this decision consider cost, materials used, and minimum requirements for printing. Printing abilities can vary considerably by service provider.

Once you have selected a service provider, you can go to their website to do the following:

- Set up an account
- Upload your STL file
- Request a cost estimate

- Place your order
- Pay for your order

For a list of approved service providers, see the **[Autodesk 3D Printing website](#)**.

Place Your Order

After you have prepared your drawing and selected a service provider, you can place your order. Go to your service provider's website and follow their instructions. You will be required to send them your STL file. Ordering methods vary by service provider.

Receive Your Order By Mail

After your model is printed, it will be delivered by mail. Shipping methods and delivery times vary by service provider. For more information, see your service provider's website.

