

Top Ten Reasons to Add Vault Collaboration AEC to Your Workflow

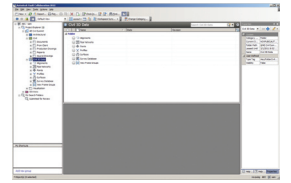
Bring the Design Team Together Like Never Before

Help maximize return on your company's investment in design data with Autodesk® Vault Collaboration. Vault Collaboration helps planning, design, and construction teams manage their projects.

By centralizing the storage of all data and related documents, you can reduce time organizing files, avoid costly mistakes, and more efficiently release and revise designs. As product designs evolve and become more complicated, the Autodesk® Vault Collaboration protects architects, designers and engineers from unintentional overwriting of each other's data. In addition, the data management software's revision process can be quickly deployed or tailored to unique requirements.

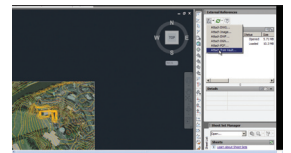
1 Autodesk Integration

Autodesk® Vault Collaboration AEC software is designed to work seamlessly with other Autodesk® applications. This integration helps streamline data management associated with architecture, engineering, or even multidiscipline projects—from planning through design and construction—and can help save time and improve data accuracy.



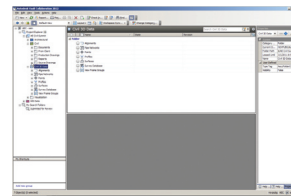
2 Simple Administration and Configuration

Autodesk Vault Collaboration AEC employs Windows® Authentication technology, so users are managed through the Windows security model that engineering offices may already have in place. Autodesk Vault Collaboration AEC provides intuitive administrative tools to manage the Autodesk® Vault server, helping users experience improved uptime.



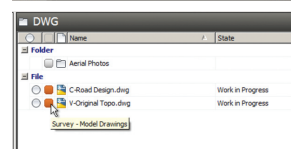
3 Secure and Control Data Access

Autodesk Vault Collaboration AEC helps IT managers to maintain control over digital information, deciding which groups can see, read, and edit all of the data and documents that go along with a project—including Microsoft® Word documents, imagery, drawings, and the Building Information Modeling (BIM) design.



4 Intelligent Productivity Tools for Designers

Architects and engineers want to spend their time creating innovative designs, not worrying about following standards or how to share their data. Autodesk Vault Collaboration AEC manages file references, file naming and batch property editing so that designers can focus on their work rather than on project logistics.



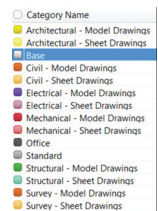
5 Central Location for Project Data

Team members can work on the project without overwriting one another's data, thanks to multiuser functionality. Team members check out a design before making modifications, and then check it back in when they are done. This collaboration helps users to better balance resources, speed projects to completion, and meet tight deadlines.



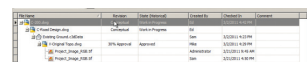
6 Standard Content for the Entire Project Team

Autodesk Vault Collaboration AEC provides tools to help you easily distribute content, such as Revit® families or AutoCAD® Civil 3D® templates, globally. Content can be classified, categorized, and easily searched. This helps ensure that the project team has everything they need to comply with company standards without taking away from their design time.



7 Capture History and Milestones

Managers can audit and track the revision history of data files from a single location. This helps reduce the chance of design and construction errors by securely releasing and tracking files through out the project lifecycle. Team members access only the correct revision of data. As the project evolves, important milestones are marked, helping make it easier for users to revert back to a previous submittal and keep track of design changes.



8 Scalability for Multiple Sites and Larger Workgroups

Whether a team is collaborating with a branch office on the other side of the world, a project group at an outside firm, or simply a member across the room, Autodesk Vault Collaboration AEC helps facilitate data management. Data replication helps everyone to have the most up-to-date versions of the project.

9 Share Data Outside of the Design Group

Autodesk Vault Collaboration AEC provides project managers with robust reporting and analytics tools so they can keep up to date with project status. Easy review and markup of project drawings—utilizing system-generated DWF™ files—can give project managers and other non-CAD users a view of the current model and an opportunity to provide ongoing feedback.

10 Automate Repetitive Tasks and Deliverable Creation

Autodesk Vault Collaboration AEC provides batch plotting tools to support the printing and plotting of all project-related documentation. Create intelligent plot lists to help keep track of documentation sets, print settings, and number of sheets to print for all documents within the project, including data such as DWG™ sheets, PDFs, Microsoft® Excel® spreadsheets, and Word documents.

Team members can use a range of methods, such as saved searches and shortcuts, to find and organize data. Autodesk Vault Collaboration AEC software helps minimize the time it takes to find information so users can spend more time designing and less time searching for data.

		C-207.dwg	Civil - Sheet Drawings
		C-208.dwg	Civil - Sheet Drawings
		C-209.dwg	Civil - Sheet Drawings
		E-201.dwg	Electrical - Sheet Drawings
		E-202.dwg	Electrical - Sheet Drawings
		E-203.dwg	Electrical - Sheet Drawings

